



Discussion questions and activities you can do with your child after making an animal/letter come alive:


Kesyon pou diskite ak aktivite ou ka fè ak pitit ou apre nou fin fè
yon bèt/lèt vin vivan:


Haitian Creole


Discuss these questions with your child.


Pale sou kesyon sa yo
ak pitit ou.


 **What animal did you make come alive?**
Ki bèt ou te fè vin “vivan”?


 **Can you make the animal’s sound?**
Èske ou ka fè son bèt la?

 **What is the animal doing?**
Kisa bèt la ap fè?

 **What is the animal’s name?**
Kijan bèt la rele?

 **The animal has a SuperPower!
It can turn into a letter.**
Bèt la gen yon super-pouvwa!
Li ka tounen yon lèt.

 **Can you name the letter?**
Èske ou ka di ki lèt li ye?

 **What sound(s) does the letter make?**
Ki son lèt la fè?

Activities! Aktivite!



**Use the Camera Icon to take a photo
with the animal.**

Sèvi ak ikon kamera a pou pran yon foto
ak bèt la.



**Place the animal into its habitat on the
Zoo Map. (on back of folder)**

Mete bèt la nan abita li sou kat zou a. (sou
do dosye a)



**Take photos of things that start with
the letter.**

Pran foto bagay ki kòmanse ak lèt la.



**Use the Trace Icon to practice writing
the letter.**

Sèvi ak ikon trase a pou pratike ekri lèt la.